

### How long have you been employed in the planning profession?

127 out of 128 people answered this question

1	0 - 2 years	33 / 26%
2	3 - 5 years	24 / 19%
3	6 - 10 years	19 / 15%
4	26+ years	18 / 14%
5	11 - 15 years	16 / 13%
6	16 - 20 years	12 / 9%
7	21 - 25 years	5 / 4%

### Which of the following best describes your current work?

125 out of 128 people answered this question

1	Public Sector	71 / 57%
2	Private Sector	25 / 20%
3	Student	15 / 12%
4	Other	7 / 6%
5	Non-Profit/NGO	5 / 4%
6	Academia	2 / 2%

### Which of the following best match your specialized focus/expertise within the field of planning?

126 out of 128 people answered this question

1	Land Use & Current Planning	57 / 45%
2	Long-Range Planning	41 / 33%
3	Community & Economic Development	37 / 29%
4	Policy Planning	35 / 28%
5	Transportation & Mobility	35 / 28%
6	Urban Design	29 / 23%
7	Housing & Homelessness	19 / 15%
8	Environmental Planning	17 / 13%

9	Infrastructure & Public Facilities	17 / 13%
10	Real Estate Development	16 / 13%
11	Resilience	10 / 8%
12	Sustainability	10 / 8%
13	Advocacy Planning	8 / 6%
14	Natural Resources & Open Space	7 / 6%
...	Other	11 / 9%

### With what gender do you identify?

125 out of 128 people answered this question

1	Male	65 / 52%
2	Female	59 / 47%
3	Other/Prefer not to say	1 / 1%

### With what ethnicity/ethnicities do you identify?

127 out of 128 people answered this question

1	White or Caucasian	55 / 43%
2	Hispanic or Latino	32 / 25%
3	Asian or Asian American	20 / 16%
4	Black or African American	10 / 8%
5	Two or More Races	7 / 6%
6	Other	2 / 2%
7	Middle Eastern or North Africa	1 / 1%
8	Native American or Alaska Native	0 / 0%
9	Native Hawaiian or Other Pacific Islander	0 / 0%

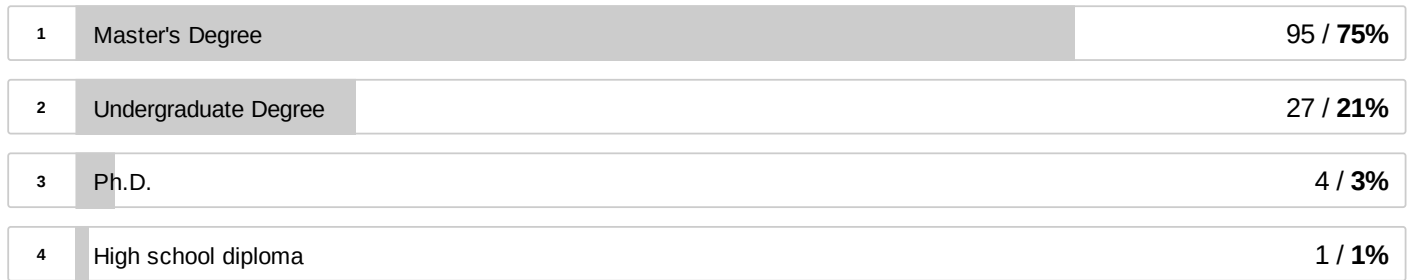
### Do you identify as LGBTQ+?

126 out of 128 people answered this question

1	No	107 / 85%
2	Yes	19 / 15%

What is the highest level of education you have completed? If currently enrolled, indicate highest degree received.

127 out of 128 people answered this question



If you are currently a student, please indicate the level of your program:

23 out of 128 people answered this question



As a student, does APA Los Angeles provide enough opportunities for you to engage?

24 out of 128 people answered this question



Have you interacted with a student representative to APA, or other APA leadership?

26 out of 128 people answered this question



Are you a current APA member?

52 out of 128 people answered this question



What is your category of membership?

119 out of 128 people answered this question

1	Regular Member	67 / 56%
2	Student Member	22 / 18%
3	New Professional Member	16 / 13%
4	First Time Member	6 / 5%
5	FAICP Member	3 / 3%
6	Lifetime Member	3 / 3%
7	Chapter-Only Member	1 / 1%
8	Group Planning Board/Commission Member	1 / 1%
9	Retired Member	0 / 0%

### What are the primary reasons that you maintain membership?

118 out of 128 people answered this question

1	Professional Development	92 / 78%
2	Networking/Socializing	58 / 49%
3	Required for AICP	56 / 47%
4	Giving Back to the Profession	30 / 25%
5	Work Pays Membership Dues	30 / 25%
6	Other	5 / 4%

### For paying members, who pays your dues?

115 out of 128 people answered this question

1	I do	50 / 43%
2	My employer does	47 / 41%
3	Other	13 / 11%
4	I share the costs with my employer	5 / 4%

### Does your employer pay for any of the following?

68 out of 128 people answered this question

1	APA California Conference	38 / 56%
2	APA National Conference	19 / 28%

3	AICP exam fees	11 / 16%
---	----------------	----------

Do you consider yourself an active member at the local (Los Angeles County) level?

118 out of 128 people answered this question

1	No	70 / 59%
2	Yes	48 / 41%

How likely are you to recommend to non-members in Los Angeles County that they join the American Planning Association?

122 out of 128 people answered this question

Average: 2.91

0	1	2	3	4
---	---	---	---	---

Very Unlikely

Very Likely

4	46 / 38%
3	34 / 28%
2	33 / 27%
0	6 / 5%
1	3 / 2%

To which other professional organizations do you belong, or have recently been a member of?

64 out of 128 people answered this question

1	Other	14 / 22%
2	Urban Land Institute	14 / 22%
3	Women in Transportation	11 / 17%
4	Association of Environmental Professionals	10 / 16%
5	Young Professionals in Transportation	8 / 13%
6	Southern California Planning Congress	4 / 6%
7	American Institute of Architects	2 / 3%
8	Congress for New Urbanism	1 / 2%
9	American Society of Landscape Architects	0 / 0%

### Awards Program & Gala

126 out of 128 people answered this question

Average: 2.03



Little Value

High Value



### Social/Networking Events

126 out of 128 people answered this question

Average: 2.45



Little Value

High Value



### Professional Development Events

124 out of 128 people answered this question

Average: 2.65



Little Value

High Value





**Young Planners Activities**

118 out of 128 people answered this question

Average: 1.78



Little Value

High Value



**Student Scholarships & Activities**

117 out of 128 people answered this question

Average: 1.61



Little Value

High Value



**AICP Exam Support & Credit Maintenance**

119 out of 128 people answered this question

Average: 2.16



Little Value

High Value



How do you feel about the programming produced by APA Los Angeles in the past 2 years?

125 out of 128 people answered this question

Average: 3.18



Could be better

Adequate

Awesome



Have you attended our Awards Gala in the past 2 years?

122 out of 128 people answered this question



Have you attended our holiday party in the past 2 years?

124 out of 128 people answered this question



What type of events most interest you?

126 out of 128 people answered this question



1	Skills training and workshops	86 / <b>68%</b>
2	Speakers and panels	85 / <b>67%</b>
3	Guided tours/site visits	79 / <b>63%</b>
4	Networking/social events	72 / <b>57%</b>
5	Interactive discussion forums	43 / <b>34%</b>
6	Outdoor/active events	40 / <b>32%</b>
7	Small-group events	34 / <b>27%</b>
8	Other	4 / <b>3%</b>

### In which areas are you most likely to attend APA Los Angeles events?

125 out of 128 people answered this question

1	Downtown LA & Surrounding	94 / <b>75%</b>
2	Pasadena/Glendale	46 / <b>37%</b>
3	Central Los Angeles	33 / <b>26%</b>
4	Mid-City/Culver City	33 / <b>26%</b>
5	East Los Angeles/Boyle Heights	31 / <b>25%</b>
6	Westside/Santa Monica	29 / <b>23%</b>
7	Long Beach/San Pedro	23 / <b>18%</b>
8	San Gabriel Valley	22 / <b>18%</b>
9	South Los Angeles	22 / <b>18%</b>
10	San Fernando Valley	18 / <b>14%</b>
11	Gateway Cities/Southeast County	14 / <b>11%</b>
12	Orange County	11 / <b>9%</b>
13	South Bay/Beach Cities	11 / <b>9%</b>
14	Pomona Valley	10 / <b>8%</b>
...	Other	18 / <b>14%</b>

### If APA Los Angeles were to host an annual event, summit, or convening, what would be appealing to you?

125 out of 128 people answered this question

1	Evening event with networking and speakers	67 / 54%
2	Daytime summit/convening on a Saturday	57 / 46%
3	Daytime summit/convening during the work week	44 / 35%

### What could APA Los Angeles offer that would be of value to you personally?

125 out of 128 people answered this question

1	More practical/technical training opportunities	82 / 66%
2	More events with CM credits	49 / 39%
3	More social/networking opportunities	44 / 35%
4	Opportunities to volunteer or mentor	41 / 33%
5	More AICP training/preparation opportunities	37 / 30%
6	Opportunities to speak at APA events	24 / 19%

### What could APA Los Angeles offer that would be of value to your organization?

112 out of 128 people answered this question

1	More practical/technical training opportunities	85 / 76%
2	More social/networking opportunities	43 / 38%
3	Opportunities for staff to speak at APA events	36 / 32%
4	Publication of RFQ/RFP opportunities	36 / 32%
5	Opportunities to host APA events	19 / 17%
6	Other	4 / 4%

### If you do not attend APA LA events, why not?

100 out of 128 people answered this question

1	Locations	67 / 67%
2	Time events are held	65 / 65%
3	Subject matter	28 / 28%
4	Generally not aware of events	23 / 23%
5	Type of events	21 / 21%

6	Other	4 / 4%
7	Not enough networking opportunity	3 / 3%

How do you feel about the cost/value of APA LA events?

123 out of 128 people answered this question

Average: 3.26

1	2	3	4	5
---	---	---	---	---

Too much for too little

Great value

3		52 / 42%
4		25 / 20%
5		20 / 16%
2		19 / 15%
1		7 / 6%

Overall, how do you feel about our programming?

123 out of 128 people answered this question

Average: 3.24

1	2	3	4	5
---	---	---	---	---

Could be better

Adequate

Awesome

3		54 / 44%
4		34 / 28%
2		21 / 17%
5		11 / 9%
1		3 / 2%

Are you AICP certified?

124 out of 128 people answered this question

1	No		75 / 60%
2	Yes		49 / 40%

Are you considering or pursuing AICP certification?

81 out of 128 people answered this question

1	Yes	48 / 59%
2	No	33 / 41%

How does your employer support AICP certification?

116 out of 128 people answered this question

1	Not at all	47 / 41%
2	Reimburse the cost maintaining AICP certification	25 / 22%
3	Reimburse the cost of the AICP exam	22 / 19%
4	Offer a raise or bonus for becoming AICP certified	11 / 9%
5	Other	11 / 9%

What skills should APA Los Angeles create professional development programming around?

120 out of 128 people answered this question

1	Policy Writing	62 / 52%
2	Public Speaking	59 / 49%
3	Supervisory	57 / 48%
4	Professional Writing	53 / 44%
5	Budgeting	51 / 43%
6	Ordinance/Zoning Creation	48 / 40%
7	Grant Writing	47 / 39%
8	GIS	46 / 38%
9	Job Interview	33 / 28%
10	Graphic Design	32 / 27%
11	Other	4 / 3%

Are there technical or practical resources that you would like APA Los Angeles to provide?

122 out of 128 people answered this question

1	Case studies on local/regional issues	86 / 70%
2	Updates on State legislation	81 / 66%
3	Training on Statewide mandates	74 / 61%
4	White papers on local/regional issues	68 / 56%
5	Information on Chapter or National APA resources	37 / 30%

Overall, how do you feel about our professional development opportunities?

125 out of 128 people answered this question

Average: 3.07

1	2	3	4	5
---	---	---	---	---

Could be better

Adequate

Awesome

3	67 / 54%
4	27 / 22%
2	20 / 16%
5	6 / 5%
1	5 / 4%

Let's start with the website. How would you rate <http://apalosangeles.org/> in terms of being able to find and access things of value for your membership?

123 out of 128 people answered this question

Average: 2.23

0	1	2	3	4
---	---	---	---	---

Needs a lot of help

Doing pretty well

It's perfect

2	57 / 46%
3	31 / 25%
1	23 / 19%
4	11 / 9%
0	1 / 1%

What about our e-newsletter?

124 out of 128 people answered this question


Average: 2.44



Needs a lot of help

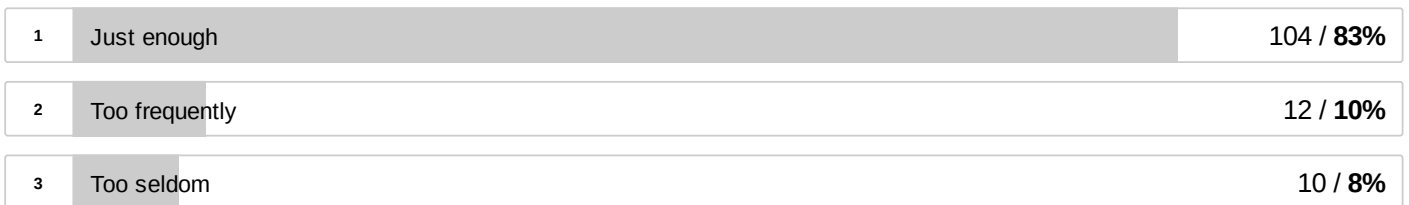
Doing pretty well

It's perfect




Do you receive emails from APA Los Angeles:

126 out of 128 people answered this question



What are best ways that APA Los Angeles can communicate with our members?

127 out of 128 people answered this question



Job listings

125 out of 128 people answered this question

Average: 2.41



Little Value

High Value



**Blog posts**

122 out of 128 people answered this question

Average: 1.84



Little Value


High Value



**APA news**

122 out of 128 people answered this question

Average: 2.57



**Local planning news**

121 out of 128 people answered this question

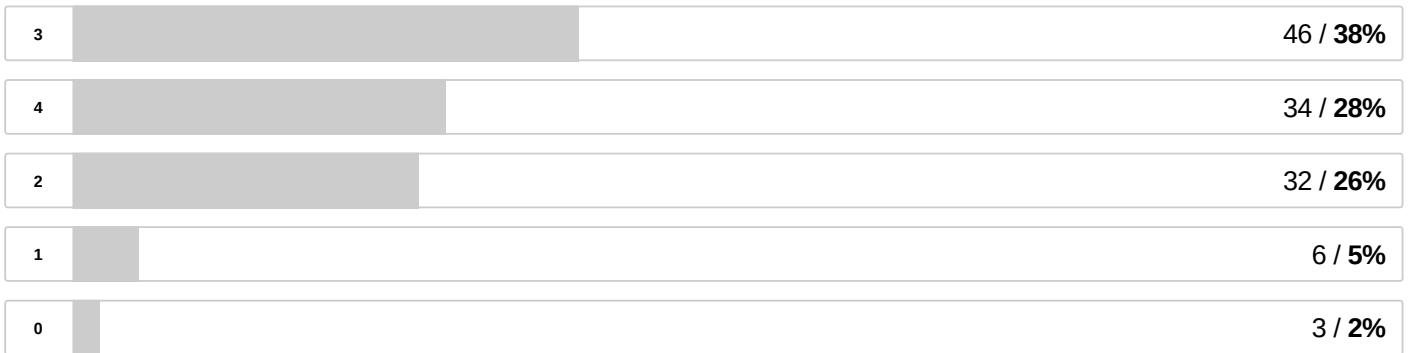
Average: 2.84





Little Value

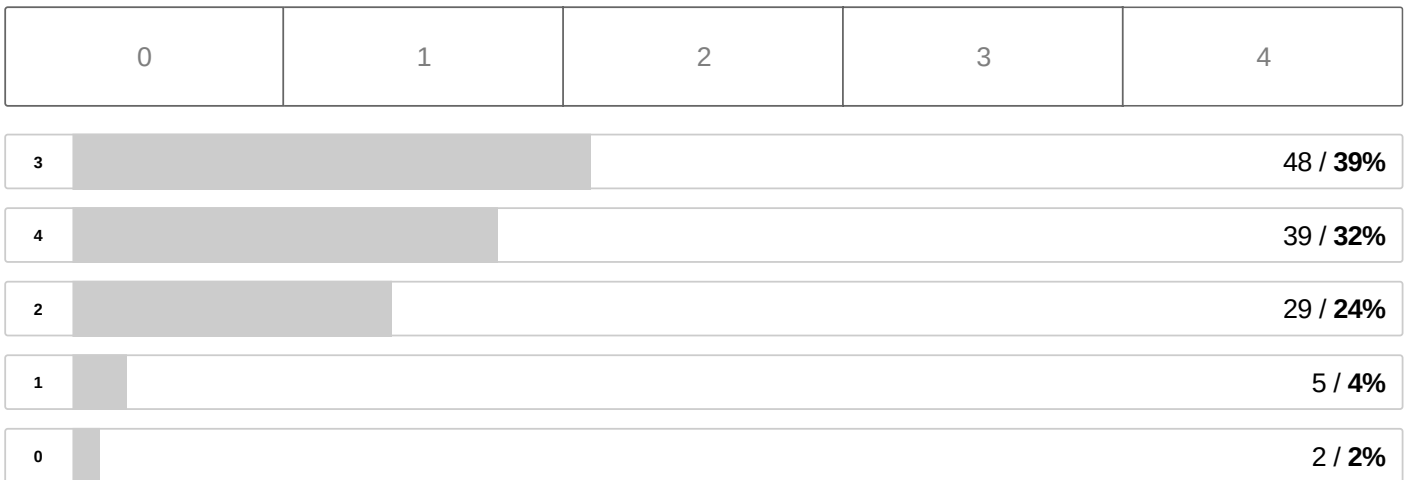
High Value



### Event listings

123 out of 128 people answered this question


Average: 2.95



### Legislative updates

122 out of 128 people answered this question

Average: 2.66




### Social media campaigns

121 out of 128 people answered this question



Average: 1.81



APA Los Angeles is a leader in the local planning community.

123 out of 128 people answered this question


Average: 2.59



APA Los Angeles is an advocate for planners and planning.

122 out of 128 people answered this question

Average: 2.66



APA Los Angeles offers a welcoming and inclusive environment.

123 out of 128 people answered this question

Average: 2.56

0	1	2	3	4
---	---	---	---	---

Strongly Disagree

Strongly Agree



APA Los Angeles provides value to me as a planning professional.

123 out of 128 people answered this question

Average: 2.67

0	1	2	3	4
---	---	---	---	---

Strongly Disagree

Strongly Agree



Overall, how satisfied are you with APA Los Angeles?

128 out of 128 people answered this question



3.69 Average rating



4	☆☆	10 / <b>8%</b>
---	----	----------------

5	☆	1 / <b>1%</b>
---	---	---------------